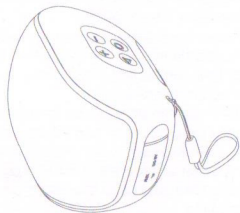


# TORQ




TB800 PORTABLE  
WIRELESS SPEAKER

## PRODUCT MANUAL

### Packing list:



Bluetooth speaker \* 1



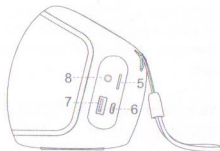
Dual 3.5mm audio cable \*1

Charging cable \*1



User manual \*1

### Product structure:



1. Multi-function button(MFB)
2. Play/Pause
3. PREVIOUS/VOL-
4. NEXT/VOL+

5. Micro SD card port
6. Charging port
7. USB port
8. AUX IN

### Power ON/OFF

1. Press and hold the MFB for 3 seconds to turn on, the LED indicator lights up blue for 2s.
2. Press and hold the MFB for 2 seconds to turn off.

### Bluetooth connection

1. Turn on the Bluetooth speaker, the LED indicator flashes blue.
2. Then activate the Bluetooth of your phone and search for "TB800". Click manually to connect. If the connection is successful, a voice prompt is heard.
3. Since the speaker can automatically reconnect to the last paired device. When the Bluetooth of your device turns on, (Just turn on the speaker), it will automatically reconnect.

### Answer incoming calls

Press the Play/Pause once to answer incoming calls.

### End the call

Press the Play/Pause once to end the current call.

### Decline incoming calls

Long press the Play/Pause for 2s to reject when there comes a call.

### One key for Siri

Long press the Play/Pause to activate voice assistant.

### Playing music

1. Short press the Play/Pause to pause/play;
2. Long press the "-" for PREV;
3. Long press the "+" for NEXT.
4. Short press the "-" for VOL-;
5. Short press the "+" for VOL+.

### FM mode

1. Insert the provided micro USB cable to the speaker micro USB slot as an antenna. Then turn on the speaker and press MFB once to enter FM mode.
2. Long press the Play/Pause for 2s to

activate auto searching for channels.

### USB mode

Insert a USB disk, the speaker will automatically broadcasts music in it.

### Micro SD card mode

Insert a micro SD card, the speaker will automatically recognize and automatically broadcasts MP3 format music in it.

### AUX mode

Connecting your music player/phone to the speaker via the provided dual 3.5mm audio cable, then the speaker will automatically recognize.

### True Wireless Stereo (TWS) Fit for two TB800 speakers

You can connect two TB800 speakers as a pair for stronger stereo and surrounding effect.

1. Make sure the Bluetooth function is OFF on your Bluetooth player;
2. Turn on two speakers;
3. Dual press MFB on one of the speakers

(and it will be the main speaker) , both of speakers will enter TWS pairing status. Until LED of the main speaker flashes blue and the LED of the auxiliary speaker turns blue, the TWS connection is successful.

4. Then active the Bluetooth of your phone and search for "TB800". Click manually to connect.

### Specification:

Bluetooth version: V5.0

Output power: 4W

Battery: 3.7V /900mAh

Playing Time: 6H (Medium volume)

Talking Time: 6H

Charging time: About 4H

Supported: BT, AUX, micro SD Card in, FM, USB, Voice assistant

Wireless working range: 10M (without obstacles)

Size: 96\*68\*64mm

Material: ABS+Fabric

### Warnings:

1. Please follow the instruction to operate.
2. PLS charge the product with input power below 5V/1A, in order to protect the battery;
3. Please do not use this product in the near water. Do not immerse this product in any liquid or splash any liquid on this product.
4. Please store or use the product in a normal temperature environment.
5. Please keep the product from heat source, such as radiators, hot air regulators, stoves, or other heat generating instruments. As it is not anti-high temperature.
6. Don't jam the ports of the product, such as charger port, LED port and microphone etc..
7. In order to protect your hearing and extend the speaker service life, it is not recommended to adjust the volume to the maximum level for a long time.
8. Whatever reasons damage the product, please feel free to contact our after-sales staff in time rather than repair by yourself. Otherwise, you will accept without after-sales service.